



ACCUTools
giving value to your measurements



**Explore Precision Tools
Enhance Project Efficiency.**

Tailored solutions are readily available to meet your needs.

Visit Us at:
www.accutools.in

Contact us: +91-91157-87008 | Write to us: info@accutools.in

PRECISION MEASURING TOOLS



Contact us: [+91-91157-87008](tel:+91-91157-87008) | Write to us: info@accutools.in | Visit Us at: accutools.in

STEEL RULES / PROTRACTORS


Features & Description

Stainless Steel & polished body.

Graduations are properly etched to give accurate measurements.

Steel Rules / Foot Rules

Cat. No. With Conversion Table	Cat. No. Without Conversion Table	Description	Dimensions	
			inch	mm
P-1	P-8	With Conversion table on back	6	150
P-2	P-9	With Conversion table on back	12	300
P-3	P-10	With Conversion table on back	18	450
P-4	P-11	With Conversion table on back	24	600
P-5	P-12	With Conversion table on back	36	900
P-6	P-13	With Conversion table on back	39/1	1000
P-7	P-14	With Conversion table on back	48	1200




Pocket Rules

Cat. No.	Description	Dimensions
P-15	Narrow	6"
P-16	Narrow	150 mm
P-17	Broad	6"
P-18	Broad	150 mm

Angle Degree Protractors

Cat. No.	Description
P-19	Round Head
P-20	Rectangular Head



Protractor Cum Depth Guage

Cat. No.	Description
P-21	Round
P-22	Rectangular

PRECISION SQUARES

Features & Description

Graduated Blades Both in Metric & Imperial Markings.

These are layout tools for everyday use.

Hardened spring steel blades are in ground finish.

Stock is Precision Ground.

Carpenters Steel Squares

Cat. No.	Description	Dimensions	
		inch	mm
P-23	Imperial / Metric Markings	4	100
P-24	Imperial / Metric Markings	6	150
P-25	Imperial / Metric Markings	8	200
P-26	Imperial / Metric Markings	10	250
P-27	Imperial / Metric Markings	12	300
P-28	Imperial / Metric Markings	18	458
P-29	Imperial / Metric Markings	24	600



Graduated Steel Squares

Cat. No.	Blade Length		Stock Length	
	inch	mm	inch	mm
P-30	2	50	2.0	50
P-31	3	75	2.5	60
P-32	4	100	3.0	75
P-33	6	150	4.0	100
P-34	8	200	5.0	125
P-35	9	225	6.0	160
P-36	10	250	6.0	160
P-37	12	300	8.0	200
P-38	18	450	10.0	250
P-39	24	600	13.0	330

Engineers Steel Squares

Cat. No. Workshop Grade	A Grade'	Blade Length		Stock Length	
		inch	mm	inch	mm
P-40	P-54	1	25	1.5	38
P-41	P-55	2	50	2	50
P-42	P-56	3	75	2.5	63
P-43	P-57	4	100	3	76
P-44	P-58	5	125	3.5	84
P-45	P-59	6	150	4	100
P-46	P-60	7	175	5	127
P-47	P-61	8	200	6	150
P-48	P-62	9	225	6	150
P-49	P-63	10	250	7	178
P-50	P-64	12	300	10	254
P-51	P-65	24	600	13	330
P-52	P-66	36	915	18	458
P-53	P-67	48	1220	24	609





Adjustable Steel Squares

Cat. No.	Description	Dimensions	
		inch	mm
P-68	Knurled Knob Adjuster	4	100
P-69	Knurled Knob Adjuster	6	150
NOTE:		Handle available both in cast iron and steel model	

Bevelled Edge Steel Squares

Cat. No.	Blade Length		Stock Length	
	inch	mm	inch	mm
P-70	2	50	1-1/2	38.5
P-71	3	75	2	50
P-72	4	100	2-3/4	70
P-73	6	150	3-13/16	97
P-74	8	200	5-1/8	130



Centre Finder Squares

Cat. No.	Description
P-75	1-1/2" (38mm) Diameter
P-76	3" (75mm) Diameter
P-77	2 Pc Set of Above 2 Squares
P-78	2 Pc Set + Carbide Scriber

Aluminium Tri-Square

Cat. No.	Description	Dimensions	
		inch	mm
P-79	Imperial / Metric Markings	6	150
P-80	Imperial / Metric Markings	8	200
P-81	Imperial / Metric Markings	10	250
P-82	Imperial / Metric Markings	12	300



Platted Steel Square

Cat No. Flat base	Cat No. Back base	Dimensions (mm)
P-83	P-91	100 x 70
P-84	P-92	150 x 100
P-85	P-93	200 x 130
P-86	P-94	250 x 160
P-87	P-95	300 x 180
P-88	P-96	400 x 230
P-89	P-97	500 x 250
P-90	P-98	600 x 300

GAUGES

Features & Description

Constructed from good quality steel

Each and every product is properly marked with size

Packed in Attractive PVC Jacket

Screw Pitch Gauges / Thread Gauges

Cat. No.	Range	Thread	No of Leaves
P-99	4-42	American National 60°	31
P-100	4-84	American National 60°	52
P-101	4-42 & 0.25 to 6 mm	Combination of American National 60° And Metric 60° Thread	31+24=55
P-102	0.25 to 2.5 mm	International Metric Standard 60°	28
P-103	0.4 to 7.0 mm	International Metric Standard 60°	23
P-104	4 to 62 & 0.25 to 6.0 mm	Combination of Whitworth 55° & Metric Standard 60°	28+24=52
P-105	4-62 G	Whitworth 55°	28



Wire Gauge

Cat. No.	Description
P-106	Rectangular
P-107	Round



Contact us: [+91-91157-87008](tel:+91-91157-87008) | Write to us: info@accutools.in | Visit Us at: accutools.in

Radius Gauge

Cat. No.	Measuring range	No of Leaves
P-108	1/32" to 1/4" By 1/64"	30
P-109	17/64" to 1/2" By 1/64"	32
P-110	1 to 7mm	34
P-111	7.5 to 15mm	32
P-112	15.5 to 25mm	30
P-113	0.75 to 5mm By 0.25mm	18
P-114	5.5 to 13mm By 0.5mm	16

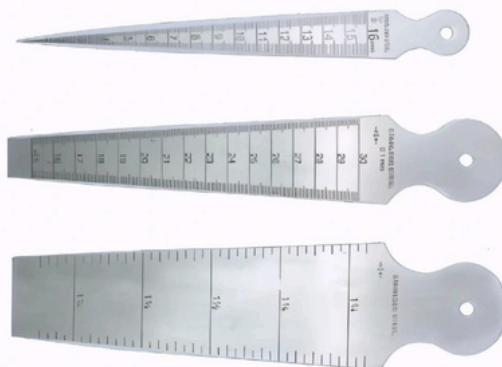


Radius Gauges Ring Type

Cat. No.	Measuring range	No of Leaves
P-115	1/32 to 17/64 by 1/64"	16
P-116	9/32 to 33/64 by 1/64"	16
P-117	0.75 to 5 by 0.25mm	16
P-118	5.5 to 13 by 0.5mm	16

Bore Gauge

Cat. No.	Size
P-119	1" - 15mm
P-120	15"-30mm
P-121	30"-45mm




Depth & Angular Gauge

Cat. No. Depth Gauge	Cat. No. Angular Gauge	Gauge Size
P-122	P-127	6"
P-123	P-128	8"
P-124	P-129	9"
P-125	P-130	10"
P-126	P-131	12"




Center Gauge



Cat. No.	Description
P-132	American Unified National Standard 60°
P-133	Whitworth or English Standard 55°

Screw Cutting Gauge

Cat. No.	Overall Length	
	inch	mm
P-134	2	50



Thickness Gauges / Feeler Gauges

Cat. No.	No. Of Leaves	Leaves Thickness Range
P-135	9	.0015"-.015"
P-136	26	.0015"-.015"




Thickness Gauge/Diamond Gauge

Cat. No.	Size/mm
P-137	0-10
P-138	0-15
P-139	0-20

Universal Grinding Gauge

Cat. No.	Overall Length	
	inch	mm
P-140	3-3/4	95




Twist Drill Gauge

Cat. No.	Overall Length	
	inch	mm
P-141	4-1/2	114

Drill Gauges

Cat. No.	Size
P-142	1/16"-1/2"
P-143	1-13mm
P-144	1-60
P-145	A-Z



Marking Gauge

Cat. No.	Range
P-146	200mm
P-147	250mm
P-148	300mm

Drill Point Gauge

Cat. No.	Description
P-149	6" Rigid Rule, For accurate 59 degree grind



CALLIPER, DIVIDERS & MARKING TOOLS

Features & Description

Manufactured from Good Quality Carbon Steel & Finely Polished Legs

Heat Treated Points to give accurate measurements and longer life

Pencil Compasses / Holders

Cat. No.	Nominal Length	
	inch	mm
P-178	4	100
P-179	5	125
P-180	6	150
P-181	8	200
P-182	10	250
P-183	12	300
P-184	16	400
P-185	20	500
P-186	24	600
Note* All sizes supplied as One Point and Two Point (Mention in Order)		



Jenny / Hermaphrodite Calliper

Cat. No.	Size	
	inch	mm
P-187	4	100
P-188	6	150
P-189	8	200

Spring Callipers

Cat. No.	Cat. No. Outside	Nominal Length	
		inch	mm
Inside	P-199	4	100
P-190	P-200	5	125
P-191	P-201	6	150
P-192	P-202	8	200
P-193	P-203	10	250
P-194	P-204	12	300
P-195	P-205	18	450
P-196	P-206	24	600
P-197	P-207	36	900
P-198	All sizes supplied as Dividers and Inside/Outside Callipers		



Spring Calliper - Square Leg



Cat. No. Inside	Cat. No. Outside	Nominal Length	
		inch	mm
P-208	P-217	4	100
P-209	P-218	5	125
P-210	P-219	6	150
P-211	P-220	8	200
P-212	P-221	10	250
P-213	P-222	12	300
P-214	P-223	16	400
P-215	P-224	20	500
P-216	P-225	40	1000
Note* All sizes supplied as Dividers and Inside/Outside Callipers			

Dividers & Callipers - Screw & Rivet Joint

Cat. No. Inside	Cat. No. Outside	Nominal Length	
		inch	mm
P-226	P-235	4	100
P-227	P-236	5	125
P-228	P-237	6	150
P-229	P-238	8	200
P-230	P-239	10	250
P-231	P-240	12	300
P-232	P-241	18	450
P-233	P-242	24	600
P-234	P-243	36	900

Note* All sizes supplied as Dividers and Inside/Outside Callipers



Dividers / Wing Dividers



Cat. No. Winged	Cat. No. Non- Winged	Nominal Length	
		inch	mm
P-244	P-251	6"	150
P-245	P-252	7"	175
P-246	P-253	8"	200
P-247	P-254	10"	250
P-248	P-255	12"	300
P-249	P-256	16"	400
P-250	P-257	20"	500

Note* All sizes supplied as Winged & Non Winged (Mention in Order)

Pencil Holder / Wing Compass

Cat. No.	Cat. No. Non- Winged	Nominal Length	
		inch	mm
Winged			
P-258	P-265	6"	150
P-259	P-266	7"	175
P-260	P-267	8"	200
P-261	P-268	10"	250
P-262	P-269	12"	300
P-263	P-270	16"	400
P-264	P-271	20"	500

Note* All sizes supplied as Winged & Non Winged (Mention in Order)



Toolmakers Surface Marking Gauge



Cat. No.	Base Dimension		Length Of Spindle		Diameter Of Spindle	
	inch	mm	inch	mm	inch	mm
P-272	3-1/4x2-1/2x1	82x63x25	9	225	3/8	9.5
P-273	3-1/4x2-1/2x1	82x63x25	12	300	3/8	9.5
P-274	2-3/16x1-5/8x3/4	55x40x20	4 & 7	100 & 175	1/4	6.25
P-275	3-1/4x2-1/2x1	82x63x25	9 & 12	225 & 300	3/8	9.5
P-276	4x3-1/2x1-1/8	100x90x30	12 & 18	300 & 450	3/8	9.5

Engineer's Scribers

Cat No.	Description	Length	
		inch	mm
P-277	Double ended scriber with knurled body	7	175
P-278	Double ended scriber with replaceable points	8-1/2	215
P-279	Knurled aluminium scriber with three points; one st 75mm & two bent 75 & 150mm length respectively	8-1/2 & 12	215 & 300
P-280	Single point machinist's scriber	8	200
P-281	Plain scriber with one bent end & other straight without knurled body	7	175
P-282	Knife edge scriber & other pointed sharp end	6-1/2	165
P-283	Double ended knurled scriber heavy duty	9	225
P-284	Single point scriber	4	100
P-285	Twisted body scriber with both ends pointed	7	175
P-286	Double ended scriber with replaceable points & knurled aluminium body	8-1/2	215
P-287	Hook scriber	8-1/2	215
P-288	Single point pocket scriber with replaceable point & fixed hex nut at other end, aluminium body	5	125

